


# WINTERIZE T@B 400 (2020)


1.



Drain the freshwater tank. To speed things up turn on a faucet.

(You will drain the grey water tank at Step 26.)

2.



- Open and drain red valve.
- Close when completely drained.

3.



- Open and drain blue valve.
- Close when completely drained.

4.



- Open and drain **1st** yellow pressure relief valve.
- Close when completely drained.

5.



- Open and drain **2nd** pressure relief valve.
- Close when completely drained.

6.




- With pump on, open the kitchen sink **HOT**-water faucet until drained.
- Close faucet.

7.




- With pump on, open the kitchen sink **COLD**-water faucet until drained.
- Close faucet.

8.



- With pump on, open bathroom sink **HOT**-water faucet until drained.
- Close faucet.

9.




- With pump on, open bathroom sink **COLD**-water faucet until drained.
- Close faucet.

10.



- With pump on, open indoor shower **HOT**-water faucet until drained.
- Close faucet.

11.



- With pump on, open indoor shower **COLD**-water faucet until drained.

12.



- With pump on, open outdoor shower **HOT**-water faucet until drained.
- Close faucet.